

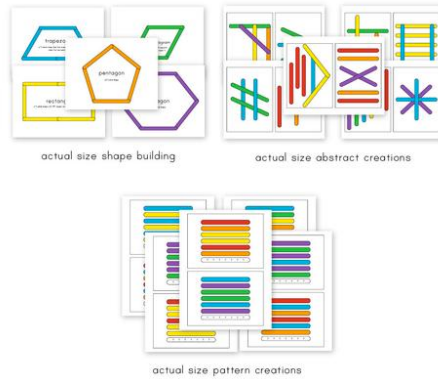


SIMPLE EVERYDAY  
MOM


Thank you so much for downloading this free resource!  
Here are some other popular printables you may be interested in. Click on any of the pictures to learn more.



Winter Do A Dot  
Printables




Popsicle Stick  
Busy Bag



Pet Pattern Block  
Mats



Alphabet Maze  
Worksheets



Animal Do A Dot  
Printables

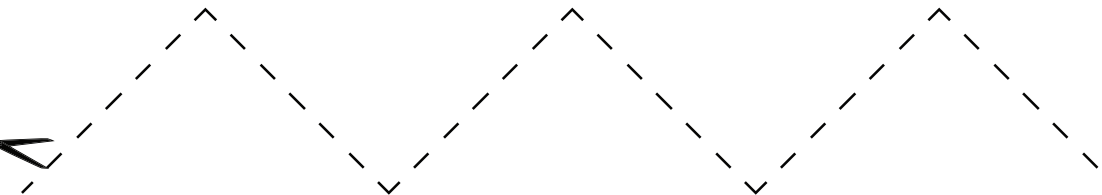
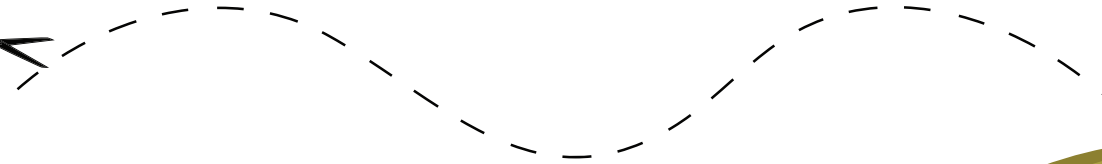



Winter I Spy  
Printables

Name: \_\_\_\_\_

# CUTTING PRACTICE


Directions: Cut along the path until you reach the groundhog.



Name: \_\_\_\_\_

# CUTTING PRACTICE



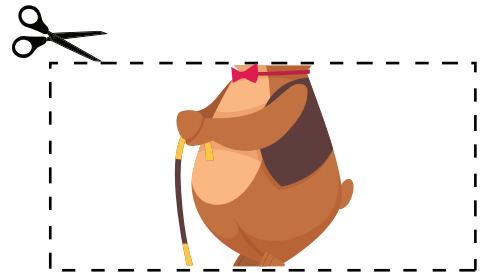
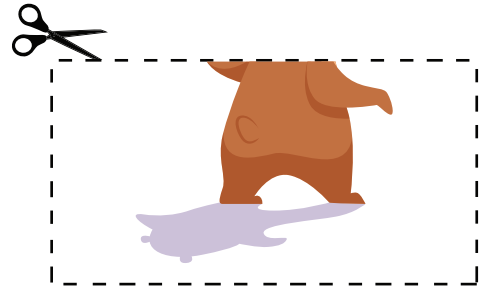

Directions: Cut along the path.



Name: \_\_\_\_\_

# CUTTING PRACTICE






Directions: Cut out each of the lower halves and glue to the white rectangle on the left.



Name: \_\_\_\_\_

# CUTTING PRACTICE

Directions: Cut out each of the numbers and glue them in the correct box.



1

2

3

4

5