

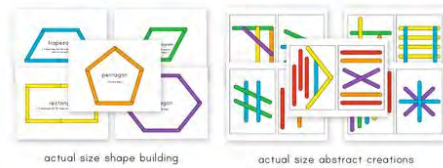


SIMPLE EVERYDAY
MOM

Thank you so much for downloading this free resource!
Here are some other popular printables you may be interested in. Click on any of the pictures to learn more.



Farm Animal
Printables



Popsicle Stick
Busy Bag



Dramatic Play
Doctors Office



Alphabet Maze
Worksheets



Animal Do A Dot
Printables

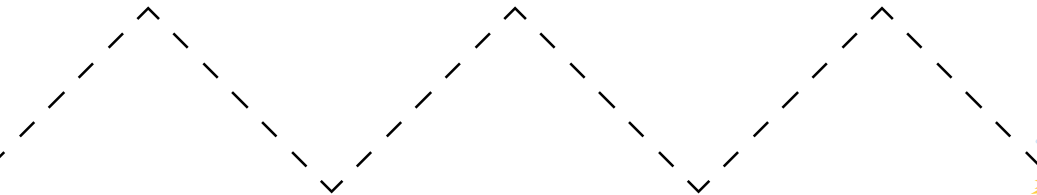

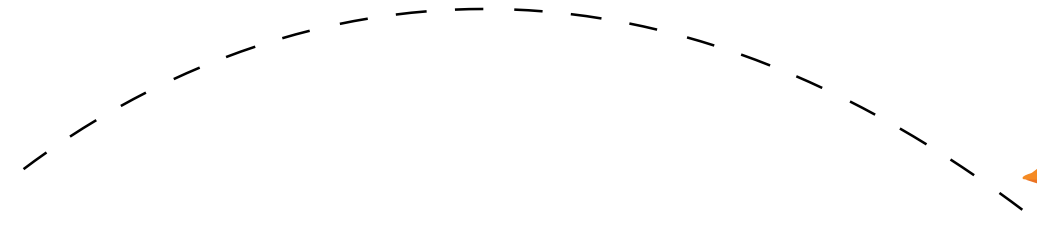



Easter Do A Dot
Printables

Name: _____

CUTTING PRACTICE

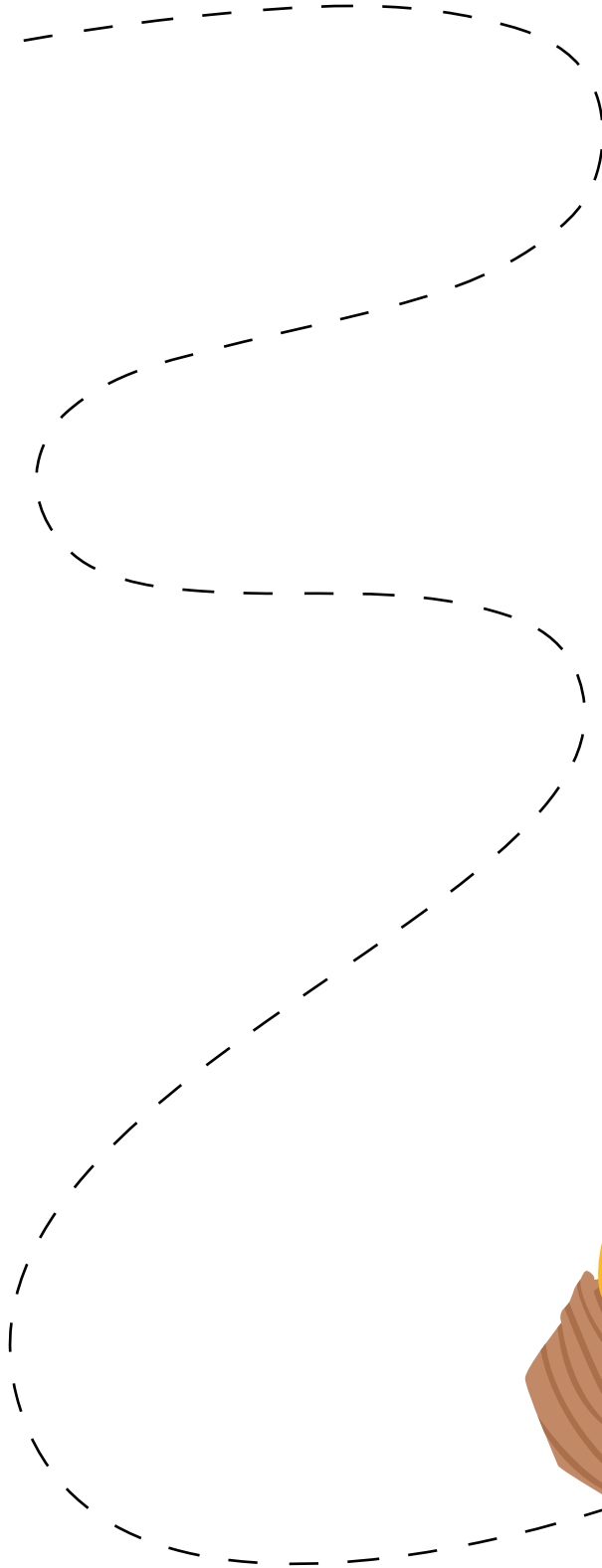
Directions: Cut along the path until you reach the chick.



Name: _____

CUTTING PRACTICE




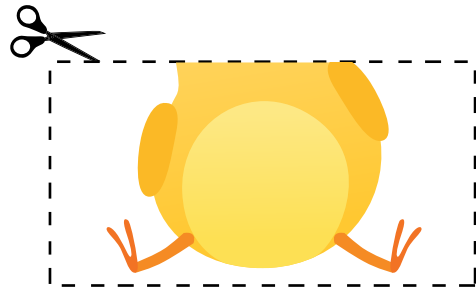

Directions: Cut along the path.



Name: _____

CUTTING PRACTICE







Directions: Cut out each of the lower halves and glue to the white rectangle on the left.



Name: _____

CUTTING PRACTICE

Directions: Cut out each of the numbers and glue them in the correct box.



1

2

3

4

5