

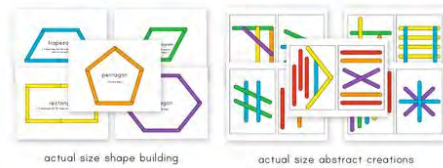


SIMPLE EVERYDAY  
MOM

Thank you so much for downloading this free resource!  
Here are some other popular printables you may be interested in. Click on any of the pictures to learn more.



Farm Animal  
Printables



Popsicle Stick  
Busy Bag



Dramatic Play  
Doctors Office



Alphabet Maze  
Worksheets



Animal Do A Dot  
Printables

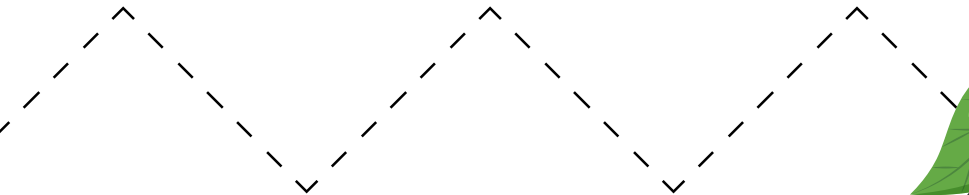




Easter Do A Dot  
Printables

Name: \_\_\_\_\_

# CUTTING PRACTICE


Directions: Cut along the path until you reach the object.



Name: \_\_\_\_\_

# CUTTING PRACTICE







Directions: Cut along the path.



Name: \_\_\_\_\_

# CUTTING PRACTICE




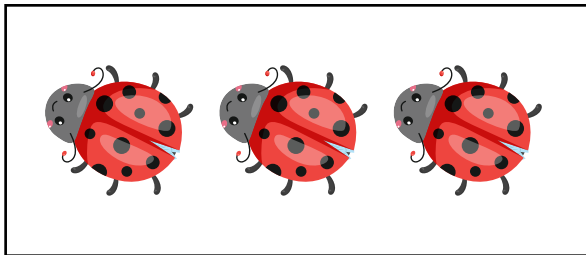
Directions: Cut out each of the lower halves and glue to the white rectangle on the left.



Name: \_\_\_\_\_

# CUTTING PRACTICE

Directions: Cut out each of the numbers and glue them in the correct box.



1

2

3

4

5